

This article was downloaded by:

On: 25 January 2011

Access details: *Access Details: Free Access*

Publisher *Taylor & Francis*

Informa Ltd Registered in England and Wales Registered Number: 1072954 Registered office: Mortimer House, 37-41 Mortimer Street, London W1T 3JH, UK



Journal of Wood Chemistry and Technology

Publication details, including instructions for authors and subscription information:

<http://www.informaworld.com/smpp/title~content=t713597282>

Dissolution of Lignin from Kraft Pulp after Treatment with Nitrogen Oxides

Per Larsson^a; Olof Samuelson^a

^a Department of Engineering Chemistry, I Chalmers University of Technology, Gothenburg, Sweden

To cite this Article Larsson, Per and Samuelson, Olof(1990) 'Dissolution of Lignin from Kraft Pulp after Treatment with Nitrogen Oxides', *Journal of Wood Chemistry and Technology*, 10: 3, 311 – 330

To link to this Article: DOI: 10.1080/02773819008050242

URL: <http://dx.doi.org/10.1080/02773819008050242>

PLEASE SCROLL DOWN FOR ARTICLE

Full terms and conditions of use: <http://www.informaworld.com/terms-and-conditions-of-access.pdf>

This article may be used for research, teaching and private study purposes. Any substantial or systematic reproduction, re-distribution, re-selling, loan or sub-licensing, systematic supply or distribution in any form to anyone is expressly forbidden.

The publisher does not give any warranty express or implied or make any representation that the contents will be complete or accurate or up to date. The accuracy of any instructions, formulae and drug doses should be independently verified with primary sources. The publisher shall not be liable for any loss, actions, claims, proceedings, demand or costs or damages whatsoever or howsoever caused arising directly or indirectly in connection with or arising out of the use of this material.

DISSOLUTION OF LIGNIN FROM KRAFT PULP AFTER TREATMENT
WITH NITROGEN OXIDES

Per Larsson and Olof Samuelson
Department of Engineering Chemistry I
Chalmers University of Technology
S-412 96 Gothenburg, Sweden

ABSTRACT

Laboratory experiments show that pretreatment with NO_2 including heating and ripening at 5% consistency and 90°C for 3 hours in the presence of NO_3^- and H^+ led to a dissolution of approximately 50-60% of the lignin in unbleached kraft pulp. Only 5-15% were dissolved when the treatment was terminated after heating to 90°C . An extensive fragmentation of the lignin during the ripening explains the extensive delignification in acid medium.

Fractionated dissolution of the remaining lignin by alkaline extraction gave fractions with small variation in N-contents (2.9-3.4%) and hydrophilicity. The last fraction exhibited the highest sorption of water vapor. The delignification was related to the decrease in molecular size during the pretreatment and during the subsequent alkaline treatments.

INTRODUCTION

Laboratory experiments show that pretreatment of kraft pulp with NO_2 followed by oxygen bleaching permits the production of fully bleached pulp without application of elementary chlorine¹. The most favor-

able results were obtained in the S3-process in which the pulp after reacting with NO_2 was ripened at high temperature and medium consistency in acid nitrate solution simulating spent liquor from the pretreatment^{2,3}. The main purpose of this report is to describe the effect of the ripening conditions on the dissolution of lignin during the pretreatment and on the properties of the lignin remaining in the pulp after this stage.

EXPERIMENTAL

Pretreatments

Never-dried kraft pulp from softwood, mainly Pinus sylvestris, produced in a Swedish pulp mill and a laboratory pulp prepared by conventional cooking at high sulfidity were washed carefully with distilled water. Potentiometric titration showed that the pulps slurried in 0.2 M NaCl consumed 1.3-1.8 mmol HCl per 100 g dry pulp before the pH dropped to 4.5.

The pretreatment according to the S3-method was, if not otherwise stated, started at 27% consistency. Air was removed by evacuation and introduction of nitrogen before addition of NO_2 [43.5 mmol (2 g) calculated per 100 g dry pulp] at 40°C. After 15 min the diluent containing NaNO_3 in dilute nitric acid was added so that a consistency of 5 or 8% was obtained. The amount of added NaNO_3 corresponded to 0.28 mol NaNO_3 per kg water in the final mixture. After the dilution the suspension was heated to 90°C in 50 min.

In the experiments denoted rip. 0 the ripening was interrupted when this temperature was reached. In those denoted rip. 3 the ripening was continued for 3 hours at 90°C. The pretreatments were terminated by rapid cooling. In the experiments referred to in Table 1 oxygen was introduced to atmospheric pressure and the reactor shaken to dissolve the nitric acid formed by oxidation of produced NO. Due to superatmospheric pressure no oxygen was introduced after the other pretreatments. The spent liquors were removed by centrifugations. In the experiments in Table 1 the

Table 1. Consecutive alkaline extractions of an industrial kraft pulp (kappa number 33.2; viscosity 1156 dm³/kg) subjected to pretreatment terminated after heating to 90° (rip.0) or ripening at 90°C for 180 min (rip. 3). Reactor with a volume of 2400 ml loaded with water-impregnated pulp corresponding to 90 g dry pulp. Diluent added to 5% consistency.

Extractions Liquor	min	°C	Kappa number		Lignin ^a ,g		% N		Sorption ^b ,H ₂ O M _w (50)×10 ⁻³			
			rip.0	rip.3	rip.0	rip.3	rip.0	rip.3	rip.0	rip.3	rip.0	rip.3
Pretreatment at 12% consistency, 36.4 mmol HNO ₃ in the diluent												
NaHCO ₃	10	20	29.8	14.2	0.25	0.22	3.4	4.3	2.55	2.31	7.20	5.00
NaOH	5	20	26.4	11.7	0.41	0.37	3.0	3.8	2.76	2.81	5.95	5.64
NaOH	5	50	24.2	9.6	0.24	0.27	3.0	3.5	2.71	2.60	7.76	7.96
NaOH	30	106	18.5	5.4	0.69	0.54	2.9	3.2	3.23	2.92	7.62	8.33
Pretreatment at 12% consistency, 50.7 mmol HNO ₃ in the diluent												
NaHCO ₃	10	20	26.9	12.0	0.20	0.25	3.9	4.0	2.96	2.86	8.49	4.82
NaOH	5	20	24.0	8.9	0.38	0.34	3.1	3.5	2.64	2.65	6.18	5.44
NaOH	5	50	21.8	7.2	0.28	0.23	2.9	3.5	2.45	2.99	7.01	6.08
NaOH	30	106	15.7	4.1	0.81	0.39	3.0	-	3.54	3.36	8.66	6.76
Pretreatment at 27% consistency, 50.7 mmol HNO ₃ in the diluent												
NaHCO ₃	10	20		11.1		0.31		3.9		3.12		4.90
NaOH	5	20		7.8		0.38		4.0		3.32		6.22
NaOH	5	50		6.5		0.19		3.7		3.03		7.61
NaOH	30	106		3.8		0.26		3.6		3.23		9.25

a) Precipitated lignin, g per 100 g pulp.

b) Mol per 100 g precipitated lignin

pulp was slurried in distilled water, filtered off on a Buchner funnel, washed and slurried repeatedly in water. About 80 liters of water of 20°C were consumed during washing of 90 g pulp for 60 min.

Alkaline Extracts

Consecutive alkaline extractions of the wet, pretreated pulps were carried out with 0.1 M NaHCO₃ in one stage followed by 0.1 M NaOH at 20°, 50° and finally at 106°C. The pulp consistency was 4%. After each extraction stage the pulp was centrifuged under standardized conditions to remove the main part of the liquor. Samples of pulp withdrawn after each extraction were washed with water and kappa number and intrinsic viscosity determined according to SCAN.

To precipitate lignin dissolved in the extraction stages the liquors obtained by centrifugation were acidified with 3 M hydrochloric acid to pH 2 at 20°. The temperature was increased to 80°C in 20 min and kept at this level for 40 min. A portion of the lignin suspension was transferred to a glass filter and the solution drained off without suction. The lignin was dissolved in DMF and the solution applied for determination of the molecular size index by GPC. Drying of the samples in air at room temperature led to an increase in the observed index which for most samples was between 50 and 100% [cf. ref.(4)].

The precipitates were isolated from the remaining suspension by centrifugation, decantation and drying in air. These samples were used to determine the sorption of water⁴ over saturated NaCl-solution at 22°C. The samples were then dried at 106°C to obtain

the weight of dry precipitate. Nitrogen was determined in the dried samples⁴. Acid hydrolysis and subsequent determination of the monosaccharides showed that a small amount of saccharides (approximately 1.5%) was present. The nitrolignin was dissolved upon washing with water and the precipitates were therefore dried in the presence of the produced sodium chloride. The amounts of sodium chloride were about 20% of the weight of the precipitate. The reported amount of lignin was equal to the weight of the dried precipitate minus the amounts of NaCl and saccharides. The nitrogen contents and the sorption of water were calculated on the weight of lignin free from NaCl and saccharides.

GPC

The chromatographic columns and general conditions were the same as described previously⁴. The alkaline lignin solutions produced during oxygen bleaching exhibited no sharp peak containing high molecular mass material excluded effectively from the stationary phase (Fig. 1). We therefore calculated the $M_w(50)$ -values defined as the relative molecular mass at the eluent volume at which a perpendicular line divides the area of the elution curve (absorbance at 280 nm versus eluent volume) in two equal parts. The relationship between eluent volume and relative molecular mass was determined by calibration⁴.

UV-absorption

The absorbance of the spent pretreatment liquors was determined at 280 nm and pH 6.6 after dilution

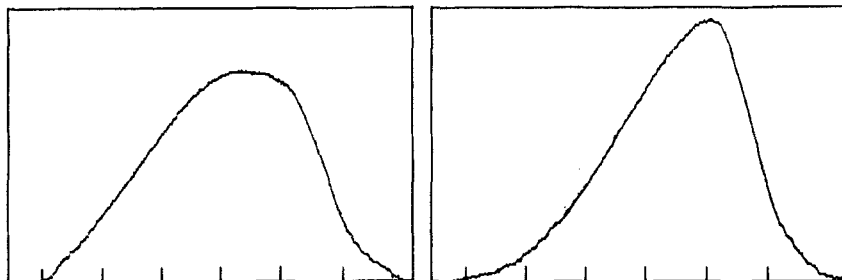


FIGURE 1. Absorbance at 280 nm versus eluent volume during GPC of lignin in spent liquors from O_2 -bleaching. Left diagram: initial spent liquor. Right diagram: spent liquor wet-oxidized with O_2 for 70 min at 106° and initial oxygen pressure of 0.12 MPa (determined at $22^\circ C$).

with an aqueous buffer. The reported values A_{280} were calculated for the undiluted liquor on the assumption that the absorbance was directly proportional to the solute concentration. The Δ -values according to Aulin-Erdtman⁵ were determined from $\Delta A_{305}/A_{280}$, where ΔA_{305} is the difference in absorbance at 305 nm at pH 12.0 and at pH 6.6.

RESULTS AND DISCUSSION

Fractionated Dissolution of Lignin

In agreement with previous reports Table 1 shows that ripening for 3 hours at $90^\circ C$ (rip. 3) resulted in much lower kappa numbers after extraction with $NaHCO_3$ solution than those obtained in the pretreatments terminated when this temperature was reached (rip. 0). In

rip. 3 at an initial consistency of 12% and the largest addition of HNO_3 the kappa number decreased from 33.2 to 12.0 after the NaHCO_3 -extraction. This corresponds to a removal of approximately $0.15 \times (33.2 - 12.0) = 3.2$ g lignin from 100 g unbleached pulp. The amount of precipitated lignin isolated from the NaHCO_3 -extract was only 0.25 g. Calculated on the same basis, the dissolution during this pretreatment, including the water-wash, amounted to 2.9 g. Evidently, approximately 90% of the dissolved lignin was removed already during the pretreatment in acid medium and subsequent washing. Calculated as a percentage of the lignin in the unbleached pulp approximately 60% was dissolved in acid medium. Similar results were obtained in the other pretreatments with ripening for 3 hours.

The highest kappa number after the NaHCO_3 -extraction, 29.8, was obtained by the pretreatment with the lowest addition of nitric acid with no ripening at 90°C . The removal of lignin calculated from the decrease in kappa number was only 0.5 g per 100 g pulp and the isolated precipitate 0.25 g. Hence, only about 5% of the lignin in the pulp was removed during the NO_2 -treatment in acid medium. The increased amount of HNO_3 in the diluent led to a detectable decrease in kappa number without any increase in precipitable lignin in the NaHCO_3 -extract. Evidently, conditions during the pretreatments which led to an improved generation of NO_2 from HNO_3 gave rise to an increased dissolution of lignin already during the pretreatment.

Accordingly, the UV-absorption at 280 nm of the spent pretreatment liquors was much larger in the ex-

periments with ripening for 3 hours at 90°C than in the parallel experiments terminated when this temperature was reached (Table 2).

A comparison was also made between the decrease in kappa number during the treatments with NaOH and the amounts of precipitable lignin recovered from the NaOH-extracts. Appreciable errors can be involved in both determinations. To decrease their effect we calculated the cumulative changes during the three consecutive extractions reported in Table 1. Under the mildest conditions the calculated dissolution of lignin in NaOH amounted to $0.15 \times (29.8 - 18.5) = 1.70$ g while the amount recovered in the three NaOH-extracts was equal to 1.3 g. Calculations carried out for the other treatments confirmed that the lignin dissolved in NaOH was recovered in rather high yield by acidification.

The nitrogen contents in the precipitated lignin samples varied within a rather narrow range, from 2.9 to 4.3%. Interestingly, the change in the ripening time at 90°C from 0 to 3 hours which led to a decrease in kappa number after NaHCO_3 extraction by 52 and 55% respectively and an even larger decrease (71 and 74%, respectively) after the NaOH-treatment at 106°C exerted a modest effect on the nitrogen contents in the lignin fractions. Our results indicate that a very large number of nitro groups in the lignin is not a prerequisite for an effective delignification during the alkaline stage following the NO_2 -treatment.

After the pretreatments at 12% consistency the highest nitrogen content was found in the lignin samples extracted with NaHCO_3 . The subsequent extraction with NaOH for 5 min at 20°C led to signifi-

Table 2. UV-absorption of spent pretreatment liquor. Absorbance at 280 nm, A_{280} , multiplied by the volume (V, dm^3) of spent liquor per 100 g dry untreated pulp.

	$A_{280} \times V$		A_{305}/A_{280}	
	rip.0	rip.3	rip.0	rip.3
12% consistency, 36.4 mol HNO_3	6.7	23.5	0.15	0.03
12% consistency, 50.7 mol HNO_3	7.9	23.0	0.14	0.07
27% consistency, 50.7 mol HNO_3	-	22.1	-	0.07

cantly lower N-contents in the precipitated lignin. The consecutive extractions of the pulps at elevated temperature yielded lignin samples whose nitrogen contents were the same or slightly lower compared to that isolated by NaOH-extraction at room temperature.

These results do not permit the conclusion that the nitrolignin recovered in the last extraction stages contained a lower number of nitrogen containing groups already after the pretreatment. Instead a loss of such groups during the alkaline extractions can be anticipated both in the fiber phase and after dissolution of the lignin. Separate experiments (Table 3) show that treatment in 0.1 M NaOH at 70°C of a nitrated kraft lignin gave rise to a large loss of nitrogen groups already after 10 min. An increased duration had only a small effect. This indicates that the nitro groups remaining in the lignin were virtually stable during the prolonged treatment. Ion chromatography of the solution after removal of precipitable lignin showed that the major loss of nitrogen in the lignin was accounted for as nitrate. The results are at least in part explained by a saponification of nitric acid esters⁴.

Table 3. Treatment of 6 g nitrated Indulin A^a in 300 ml 0.1 M NaOH at 70°C

Time min	Recovery ^b % of added	% N	Nitrate mol/100 g	Sorption, H ₂ O mol/100 g	Size index
0	-	3.16	-	0.638	0.229
10	86.7	2.45	0.033	1.004	0.097
30	89.2	2.41	0.042	1.115	0.081
90	84.9	2.40	0.043	1.072	0.073

a) Prepared by heating Indulin A with acid sodium nitrate solution¹⁰. b) Precipitation as described under Experimental.

Likewise the ripening for 3 hours had little effect on the sorption of water from air at constant relative humidity by the lignin precipitated from the alkaline extracts (Table 1). In the pretreatments at an initial consistency of 12% the lignin from the last NaOH-extract exhibited a higher water sorption, i.e. was more hydrophilic than the lignin fractions dissolved under milder extraction conditions. Evidently, the more severe conditions required for dissolution of this fraction can hardly be related to a low hydrophilicity.

Table 3 shows that hot alkali treatment of nitro-lignin gives rise to an increased sorption of water. Hence, the large water sorption of the lignin isolated from the last fraction, obtained by treatment with 0.1 M NaOH at 106°C, can at least in part be attributed to reactions during the extraction stage in the fiber phase and in the dissolved nitrolignin.

Among groups which contribute to the hydrophilic properties of the lignin are carboxylic groups and phenolic hydroxyl groups. Carboxylic acid groups are produced in the lignin during the pretreatment^{4,6}.

These groups can contribute to an increased dissolution of lignin in the pulp already during the treatment in acid medium. On the other hand NO_2 -treatment results in a decreased number of phenolic hydroxyl groups in the lignin⁶. Intensified pretreatment conditions give rise to an increased loss of these groups. Accordingly, Table 2 shows that the effect on the absorbance at 305 nm, A_{305} , of an increased pH, leading to formation of phenolate ions, was strongly influenced by the intensity of the pretreatment. Hence the ratio $\Delta A_{305}/A_{280}$ indicated that the ripening at 90°C resulted in a decreased number of phenolic hydroxyl groups.

Our experiments indicate that the dissolution of lignin during the pretreatment and the consecutive extractions was impeded neither by an insufficient hydrophilicity of the lignin nor by a too low degree of nitration. GPC of the spent pretreatment liquors (Fig.2) showed that the relative molecular size of the lignin fragments recorded at 280 nm was very low both after treatments with and without ripening at 90°C. These results together with the extensive delignification during the ripening indicate that covalent linkages in the lignin which survived when the ripening was omitted were cleaved and gave rise to small fragments when the pretreatment included a ripening period at 90°C. We conclude that this is a prerequisite for the observed extensive delignification during the ripening.

It is noteworthy that the relative molecular size decreased drastically during the alkali treatment at 70°C of the nitrated kraft lignin (Table 3). The relative molecular size distribution was changed markedly

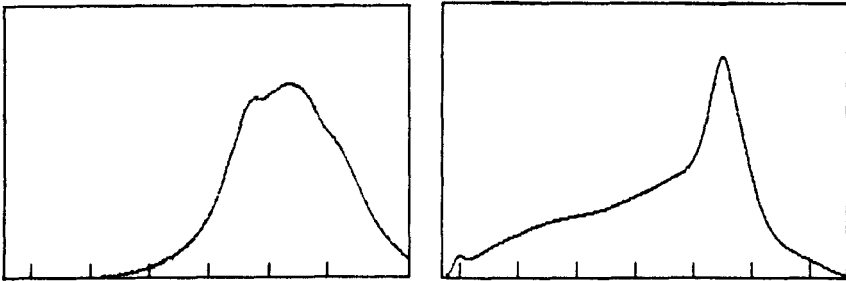


FIGURE 2. Absorbance at 280 nm versus eluent volume during GPC of pretreatment liquor. Left diagram: no ripening at 90°C. Right diagram: ripening for 3 hours at 90°C.

and already after 10 min the size index was much lower than for the lignin samples isolated from the NO_2 -treated kraft pulp by alkaline extractions. The chromatograms in Fig. 3 show that the first peak which contained lignin of high molecular mass, excluded completely from the stationary phase, decreased markedly with increasing duration of the alkali treatment while the relative amount of lignin of lower molecular mass increased.

Alkaline treatments of the nitrolignin remaining in the pulp after the pretreatment will give rise to similar fragmentation reactions. These will contribute to a dissolution of lignin during the consecutive alkaline extractions (Table 1). A delignification under given extraction conditions will require that the fragments are sufficiently small to permit their dissolution and transfer from the fiber phase into the external solution. Another requirement is that the lignin fragments are not linked by stable bonds to insoluble material.

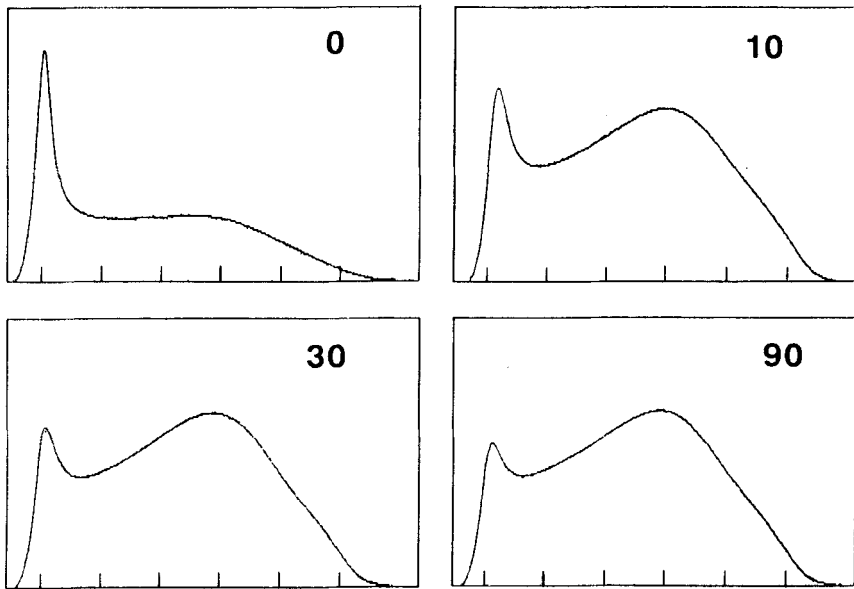


FIGURE 3. Absorbance at 280 nm versus eluent volume during GPC of nitrolignin treated with 0.1 M NaOH for 0 min (no alkali treatment), 10 min, 30 min and 90 min.

The amounts of lignin in the NaHCO_3 -extracts calculated per 100 g pulp were very similar independent of the pretreatment conditions. This is remarkable since in the pulps ripened at 90°C for 3 hours about 50-60% of the lignin had been removed already before the NaHCO_3 -extraction while only 5-15% had been removed from the other pulps. Likewise, the influence of the pretreatment conditions on the dissolution of lignin in the subsequent NaOH-extractions was modest.

Moreover, the conditions exerted only small effects on the relative molecular size of the lignin fractions obtained by the consecutive extractions in

alkaline media. It should be emphasized that nitro-lignin contains both ester linkages and alkali-labile linkages of higher alkali stability⁴. As observed by Lindeberg and Walding β -arylether linkages in lignin models⁷ become alkali-labile by nitration. The cleavage of both types of linkages results in a decrease in relative molecular size⁴. Hence, the $M_w(50)$ -values in Table 1 refer to lignin degraded by both NO_2 -treatment and subsequent alkaline treatments in the fiber phase. Most likely some attack was obtained also after the lignin was dissolved in the final stage referred to in the table. The largest decrease in relative molecular size can be anticipated for the fraction extracted with 0.1 M NaOH at 106°C. It is noteworthy that independent of the pretreatment conditions this fraction exhibited a higher molecular size than the preceding fractions extracted at 20° after the same pretreatment. We conclude that an extensive depolymerization of the lignin was a prerequisite for an efficient dissolution of the lignin not only during the pretreatment but also during subsequent alkaline extractions. From a practical point of view it is important that the greatly improved delignification as a result of the ripening at 90°C was mainly due to the fragmentation and dissolution of lignin already during the ripening.

Soaking at Low Temperature

The large conversion of lignin to acid-soluble products during ripening at 90°C (Table 1) justified a study of the effect of the duration of the soaking in

water on the kappa number of the pulp. For comparison soakings were carried out in weakly alkaline solutions.

To simulate a carry-over of black liquor from a pulp mill to the pretreatment an unbleached laboratory pulp (kappa number 28.5; viscosity 1198 dm³/kg) was impregnated with 22.2 g black liquor per 100 g dry pulp⁸. After NO₂-treatment according to the standard procedure ripening was carried out at 8% consistency with an addition of 84.0 mmol HNO₃ in the diluent, calculated per 100 g dry pulp. In Fig. 4 zero time refers to pulp centrifuged after the pretreatment.

For the pulp ripened at 90°C for 3 hours (left diagram) the kappa number after centrifugation was 28% lower than the initial kappa number. After the pretreatment (rip. 0) interrupted when this temperature was reached, the observed kappa number was somewhat higher than that of the well-washed untreated pulp. Evidently, the effects of the adhering liquor and precipitated lignin were larger than that of the dissolution of the lignin in the pulp. The results confirmed that pretreatment conditions which gave rise to a massive generation of NO₂ resulted in a large conversion of the lignin to products soluble in aqueous acid. An improved delignification during the pretreatment corresponded to larger amounts of dissolved material present in the pulp after the centrifugation. Accordingly stirring of the centrifuged pulp ripened for 3 hours in one 500-ml portion of water for 10 min decreased the kappa number by 18% (calculated as a percentage of that of the unbleached pulp). For the other pulp (rip. 0) the decrease was only 3%. When the pulps were stirred with 2 x 500 ml water during the period 10-60 min the additional decrease in kappa

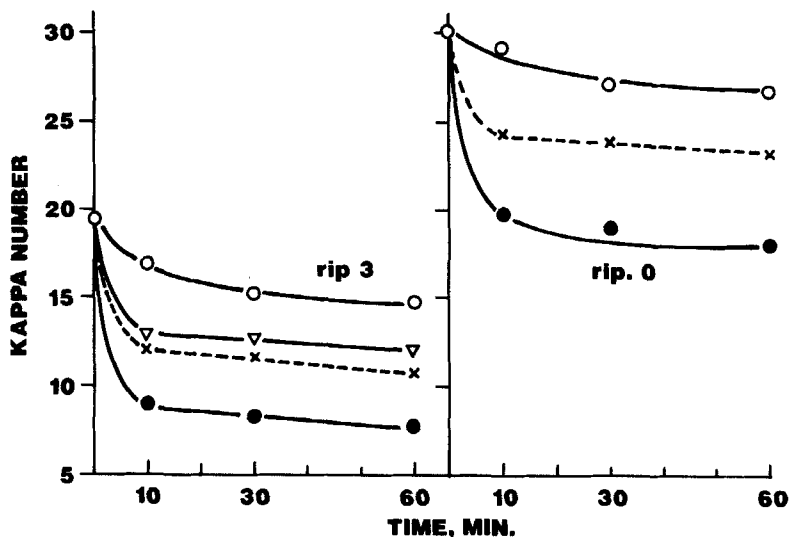


FIGURE 4. Kappa number versus time of soaking at 22°C of pretreated pulp corresponding to 5 g dry, unbleached pulp in 500 ml of various solutions replaced by fresh solutions after 0, 10 and 30 min. ○ Water; ▽ 0.1 M NaHCO₃, × 0.2 M NaHCO₃, ● 0.1 M NaOH.

number was approximately 13 and 9%, respectively. The slow decrease in kappa number after the first 10-min soaking in water suggests that chemical lignin reactions occurred in the suspension and had a large influence on the over-all dissolution rate of remaining nitrolignin.

Previous investigations have shown that the viscosity of pretreated pulps subjected to washing with water decreases significantly when the samples are stored at room temperature⁹. This is a serious disadvantage with regard to the practical analytical work. For this reason we have in most previous reports employed rapid soaking in 0.2 M NaHCO₃ at 22°C be-

fore determination of both viscosity and kappa number of the pretreated pulps. The same method was used in the present work. It can be mentioned that the viscosities of the pulps subjected to one 10-min soaking in water and drying at room temperature were 922 and 1173 dm^3/kg , respectively, while the samples soaked in 0.2 M NaHCO_3 for 5 min and washed with water before drying, exhibited significantly higher viscosities (967 and 1218 dm^3/kg). The viscosity determinations were carried out 4 days after the pretreatment and soaking.

Fig. 4 shows that soaking in bicarbonate solutions at 22°C resulted in significantly lower kappa numbers than soaking in water. A decrease was obtained when the duration of the soaking was increased from 10 to 60 min. For the pulp ripened for 3 hours lower kappa numbers were obtained by soaking in 0.2 M than in 0.1 M NaHCO_3 . For the pulp pretreated under milder conditions the difference was insignificant. For clarity the results with 0.1 M solution are not shown.

Soaking with 0.1 M NaOH under otherwise unchanged conditions resulted in a significantly improved delignification compared to that obtained with NaHCO_3 . Again an increased soaking time resulted in a significant decrease in kappa number. The results suggest that the improved dissolution of the pretreated lignin in alkaline media achieved by an increased duration of the soaking depended on some chemical lignin reactions which occurred at ambient temperature.

Fig. 5 shows that an increased temperature from + 6°C to 32°C led to a markedly improved dissolution of lignin. Somewhat lower kappa numbers were obtained

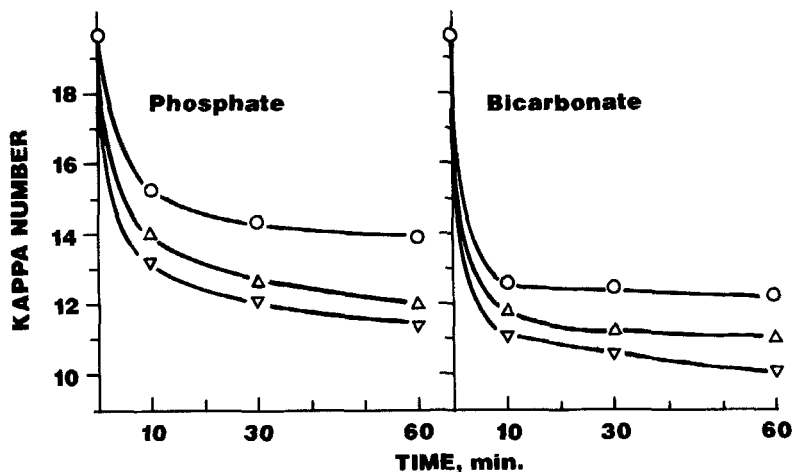


FIGURE 5. Kappa number versus time of soaking of pre-treated pulp corresponding to 5 g dry, unbleached pulp in 500 ml phosphate buffer (pH 6.6) or 0.2 M NaHCO_3 . Solutions replaced by fresh solutions after 0, 10 and 30 min. \circ 6°C; \triangle 19°C; ∇ 32°C.

Table 4. Soaking at 22°C and 1% consistency for varying lengths of time in phosphate buffer or 0.2 M NaHCO_3 of pretreated and subsequently water-washed pulp^a.

Soaking time hours	Kappa number of soaked pulp		Absorbance ^b of solution, 280 nm	
	Phosphate	NaHCO_3	Phosphate	NaHCO_3
4	11.4	9.9	0.165	0.245
20	10.5	9.1	0.045	0.051
68	9.8	8.4	0.034	0.033

a) Pretreated pulp referred to in Fig. 5. Centrifugation, washing twice with 500 g water per 5 g pulp and addition of 500 g of buffer or NaHCO_3 -solution to the centrifuged pulp. Solutions replaced by fresh solutions after 4 and 20 h.

b) Calculated per liter solution obtained by soaking 10 g pulp.

with 0.2 M sodium bicarbonate than with a phosphate buffer of pH 6.6 (50 ml 0.1 M KH_2PO_4 +16.4 ml 0.1 M NaOH). A substantial dissolution of lignin occurred at the highest temperature even after repeated soakings. Determinations of kappa number of the pulps and the UV-spectrum of the solution (Table 4) showed that the dissolution of lignin continued when the soaking time was increased from 20 to 68 hours. Again the bicarbonate solution which exhibited a higher pH (8.6) gave rise to a more effective delignification than the phosphate buffer. These results support the conclusion that the increased dissolution was related to a cleavage of covalent lignin bonds.

ACKNOWLEDGEMENTS

The support of the National Swedish Board of Technical Development, the Cellulosaindustriens Forskningsstiftelse and Mo och Domsjö AB is gratefully acknowledged.

REFERENCES

1. O. Samuelson, Research Disclosure, 1988, 165.
2. O. Samuelson and U. Öjteg, J. Pulp and Paper Sci, 13, J150(1987).
3. O. Samuelson and U. Öjteg, Tappi 71(6):175(1988).
4. P. Larsson, O. Samuelson and U. Öjteg, Holzforschung 43, 121(1989).

5. G. Aulin-Erdtman, Sven. Papperstidn. 57, 745(1954).
6. L. Andersson, O. Samuelson and P. Månsson (STFI), Sven. Papperstidn. 87, R59(1984).
7. O. Lindeberg and J. Walding, Tappi 70(10):119 (1987).
8. O. Samuelson and U. Öjteg, Proceedings 1989 TAPPI International Symposium on Wood and Pulping Chemistry, Raleigh May 1989, p. 195.
9. L-A. Sjöberg and O. Samuelson, Sven. Papperstidn. 85 R69(1982).
10. O. Samuelson and U. Öjteg, Holzforschung 40, 233(1986).